ROYAL ENFIELD BEAR 650 '25-

M O U N T I N G I N S T R U C T I O N S

REF 23044 — WINDSHIELD NG SPORT

1 Person

20 min

EASY

ALLEN
Nº 6
Nº 3

ID.	PIEZA/PART	DESCRIPCIÓN	DESCRIPTION	QTY.	REF.:
1	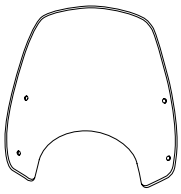	Cúpula Sport	Sport screen	1	11053F/H/J/N/WM3
2		Soporte izquierdo (L)	Left support (L)	1	SOPOR2P2-L23045
3	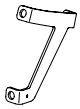	Soporte derecho (R)	Right support (R)	1	SOPOR2P2-R23045
4		Casquillo Ø8xØ13x20mm	Ø8xØ13x20mm Arrowhead	2	CASQUI------586
5	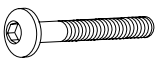	Tornillo Allen M8x50 ISO 7380	M8x50 ISO 7380 Allen screw	2	TORNI-I7380-577
6		Silentblock M5	M5 Silentblock	4	SILENBTM5-046/1
7		Arandela de nylon M5	M5 Nylon washer	4	ARNV00000000245
8		Tornillo allen M5x16 Ø11 ISO 7380	M5x16 Ø11 ISO 7380 Allen screw	4	TORNI-I7380-493
9		Tapón tornillo M5 ISO 7380	M5 ISO 7380 screw cap	4	TAPON--------85

*Algunos componentes se suministran montados.
Some components are supplied assembled.

ROYAL ENFIELD BEAR 650 '25-

INSTRUCCIONES DE MONTAJE - MOUNTING INSTRUCTIONS - MONTAGEANLEITUNG

1

DISASSEMBLY
DESMONTAJE

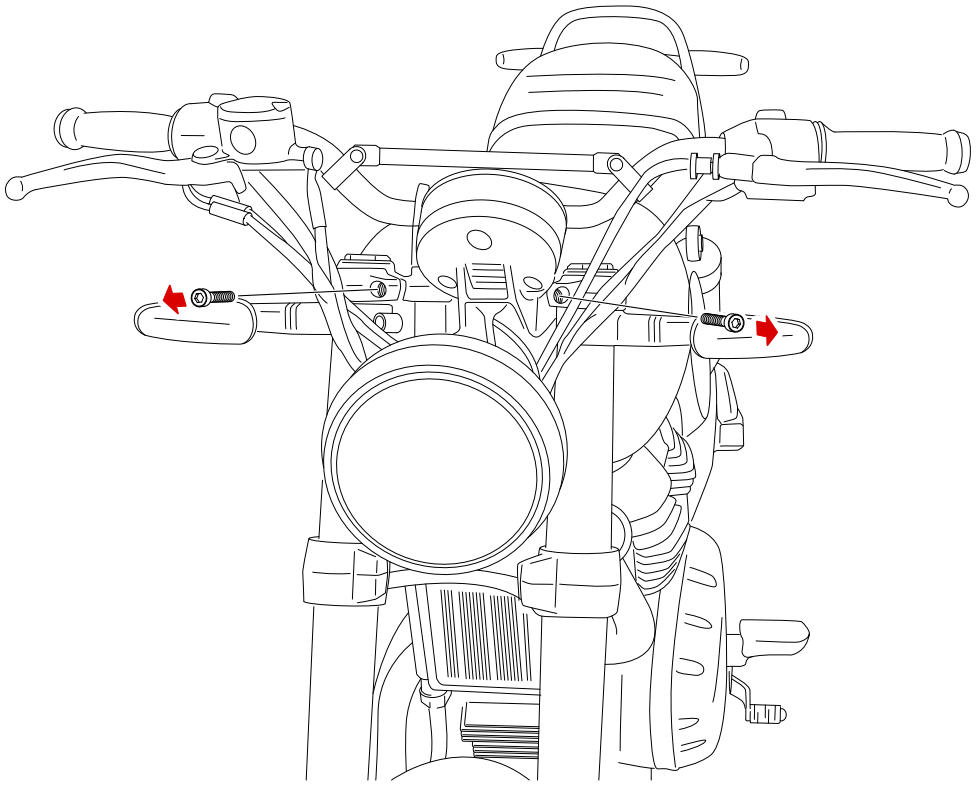

2

ASSEMBLY
MONTAJE

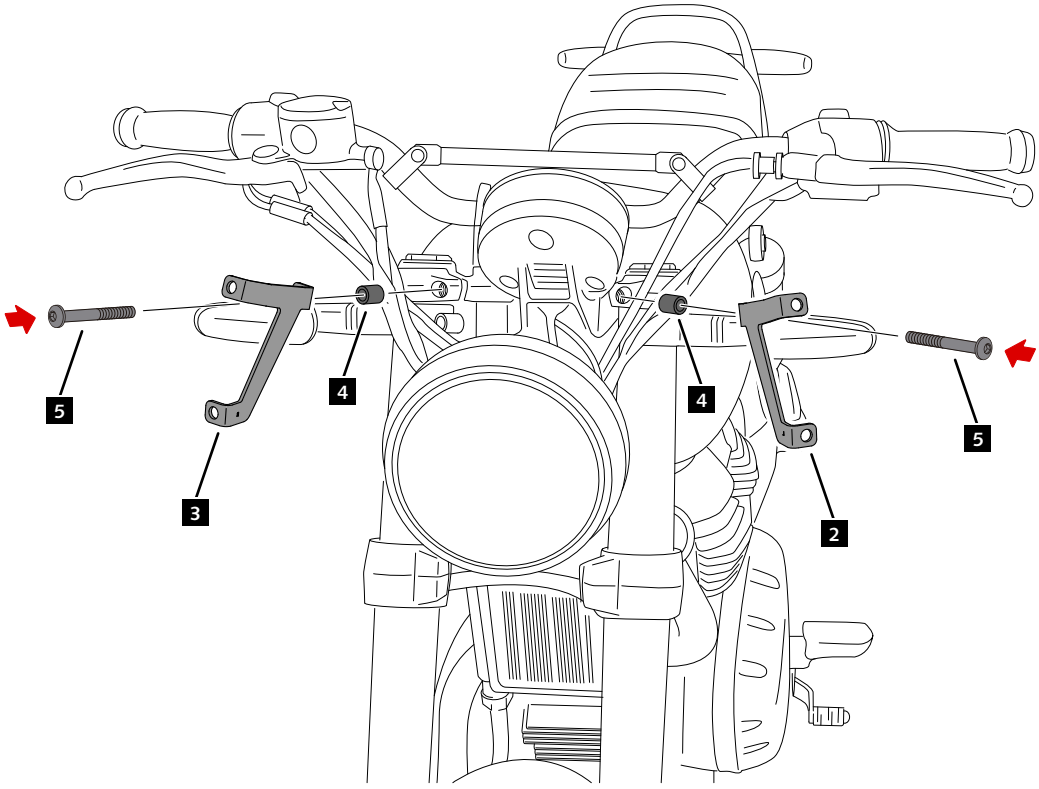

ROYAL ENFIELD BEAR 650 '25-

INSTRUCCIONES DE MONTAJE - MOUNTING INSTRUCTIONS - MONTAGEANLEITUNG

3

ASSEMBLY
MONTAJE

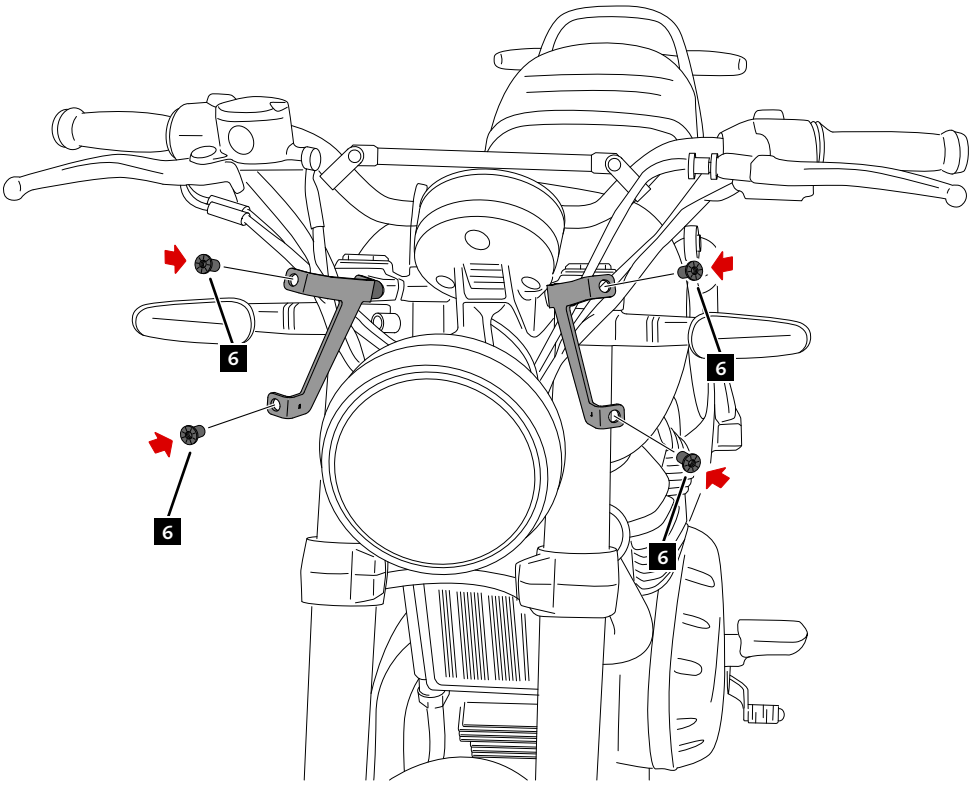

4

ASSEMBLY
MONTAJE

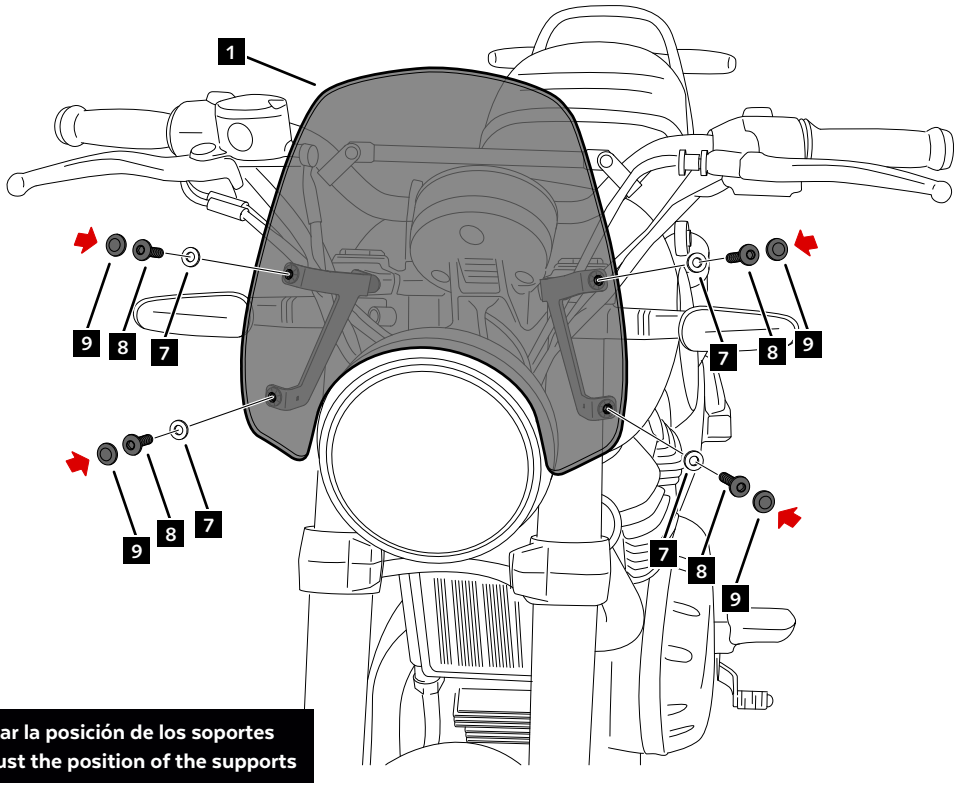

Si es necesario, ajustar la posición de los soportes
If it is necessary, adjust the position of the supports