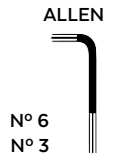


ROYAL ENFIELD BEAR 650 '25-

M O U N T I N G I N S T R U C T I O N S

REF 23045

WINDSHIELD NG TOURING



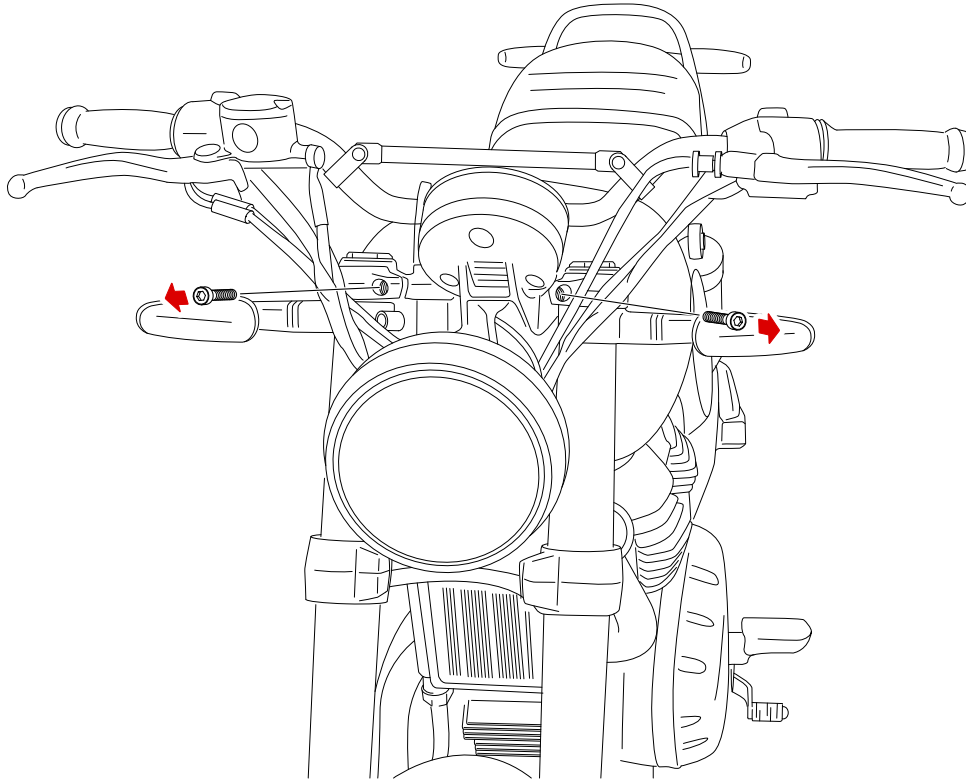
| ID. | PIEZA/PART | DESCRIPCIÓN | DESCRIPTION | QTY. | REF.: |
|-----|------------|-----------------------------------|--------------------------------|------|------------------|
| 1 | | Cúpula Touring | Touring screen | 1 | 11055F/H/W/J/NM3 |
| 2 | | Soporte izquierdo (L) | Left support (L) | 1 | SOPOR2P2-L23045 |
| 3 | | Soporte derecho (R) | Right support (R) | 1 | SOPOR2P2-R23045 |
| 4 | | Casquillo Ø8xØ13x20mm | Ø8xØ13x20mm Arrowhead | 2 | CASQUI-----586 |
| 5 | | Tornillo Allen M8x50 ISO 7380 | M8x50 ISO 7380 Allen screw | 2 | TORNI-I7380-577 |
| 6 | | Silentblock M5 | M5 Silentblock | 4 | SILENBTM5-046/1 |
| 7 | | Arandela de nylon M5 | M5 Nylon washer | 4 | ARNV00000000245 |
| 8 | | Tornillo allen M5x16 Ø11 ISO 7380 | M5x16 Ø11 ISO 7380 Allen screw | 4 | TORNI-I7380-493 |
| 9 | | Tapón tornillo M5 ISO 7380 | M5 ISO 7380 screw cap | 4 | TAPON-----85 |

ROYAL ENFIELD BEAR 650 '25-

INSTRUCCIONES DE MONTAJE - MOUNTING INSTRUCTIONS - MONTAGEANLEITUNG

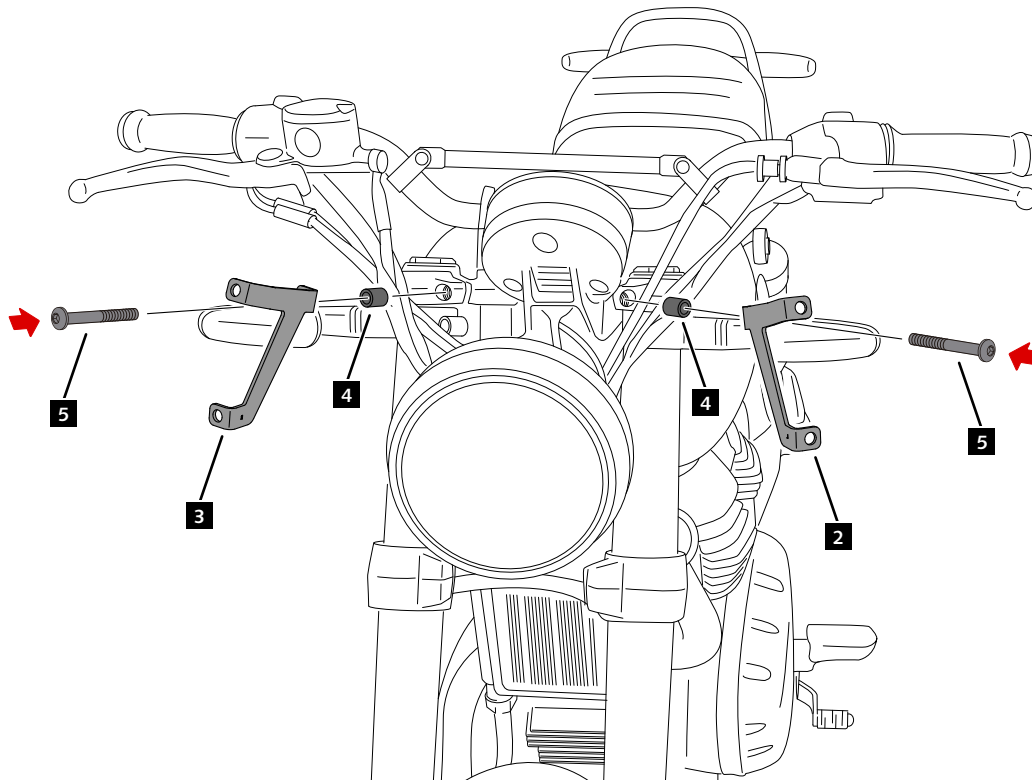
1

**DISASSEMBLY
DESMONTAJE**



2

**ASSEMBLY
MONTAJE**

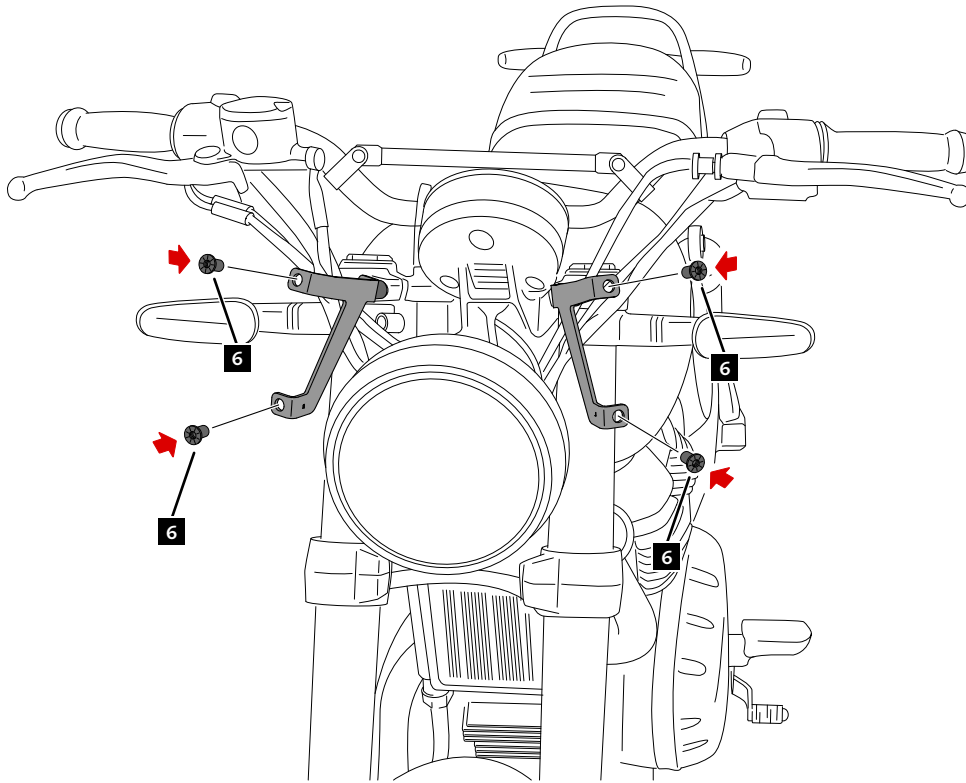


ROYAL ENFIELD BEAR 650 '25-

INSTRUCCIONES DE MONTAJE - MOUNTING INSTRUCTIONS - MONTAGEANLEITUNG

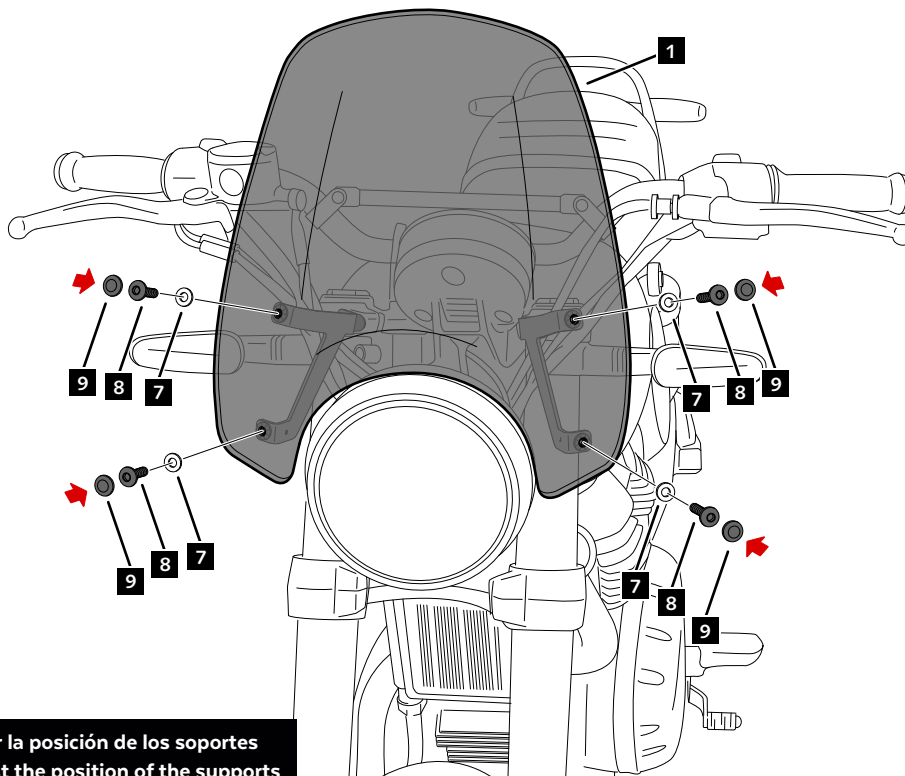
3

ASSEMBLY
MONTAJE



4

ASSEMBLY
MONTAJE



Si es necesario, ajustar la posición de los soportes
If it is necessary, adjust the position of the supports