

KAWASAKI Z650 S '26-

M O U N T I N G I N S T R U C T I O N S

REF 23035

WINDSHIELD NG SPORT



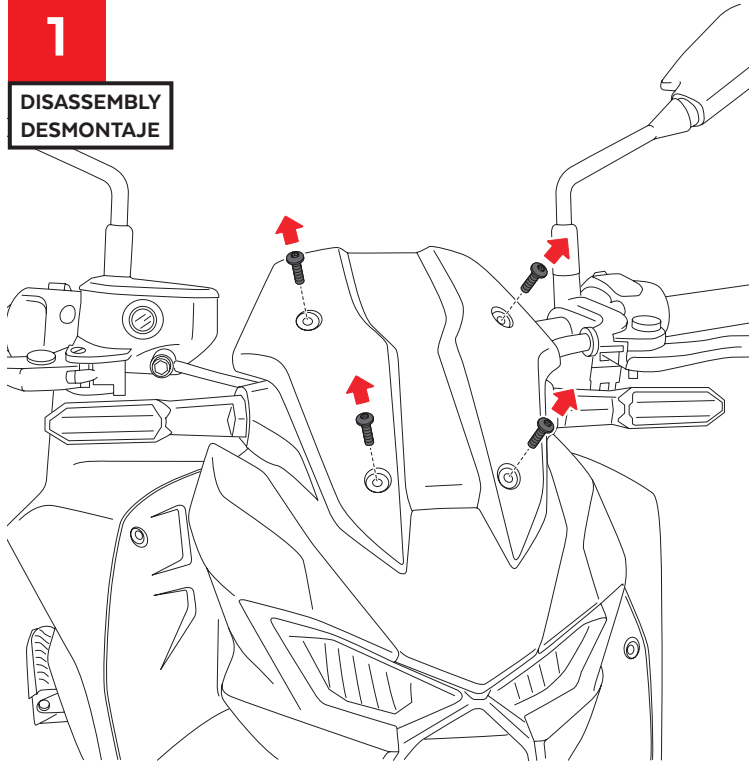
ID	PIEZA/PART	DESCRIPCIÓN	DESCRIPTION	QTY	REF
1		Cúpula Sport	Sport screen	1	11101H/W/F/N/ J/V/C/S/AM3
2		Soporte derecho (R)	Right support (R)	1	SOPOR2P2-R23036
3		Soporte Izquierdo (L)	Left support (L)	1	SOPOR2P2-L23036
4		Tornillo Allen M5x30 Ø11 ISO 7380	M5x30 Ø11 ISO 7380 Allen screw	2	TORNI-I7380-767
5		Casquillo Ø8,5xØ14 x12mm	Ø8,5xØ14 x12mm Arrowhead	2	CASQUI-----0083
6		Tornillo Allen M5x20 Ø11 ISO 7380	M5x20 Ø11 ISO 7380 Allen screw	2	TORNI-I7380-730
7		Casquillo Ø8,5xØ14 X6mm	Ø8,5xØ14 X6mm arrowhead	2	CASQUI-----208
8		Silentblock Ø12xØ6x9	Ø12xØ6x9 Silentblock	4	AROPASACABLES-1
9		Casquillo con valona Ø12xØ6,8x7,3	Ø12xØ6,8x7,3 bush with flange	4	CASQUI-1A---750
10		Tornillo Allen M5x16 Ø11 ISO 7380	M5x16 Ø11 ISO 7380 Allen screw	4	TORNI-I7380-493
11		Tapón tornillo M5 ISO 7380	M5 ISO 7380 screw cap	4	TAPON-----85

KAWASAKI Z650 S '26-

INSTRUCCIONES DE MONTAJE - MOUNTING INSTRUCTIONS - MONTAGEANLEITUNG

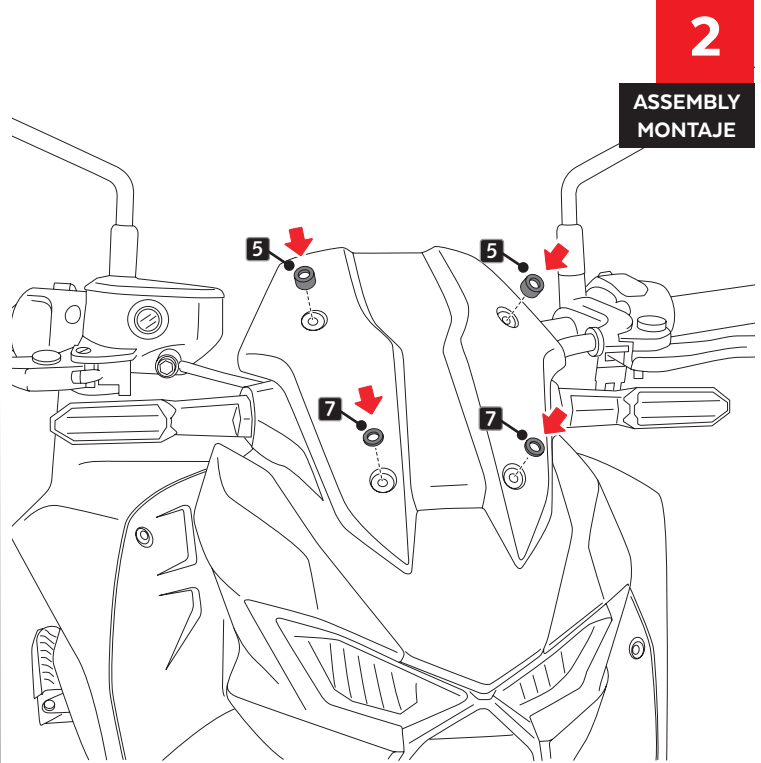
1

DISASSEMBLY
DESMONTAJE



2

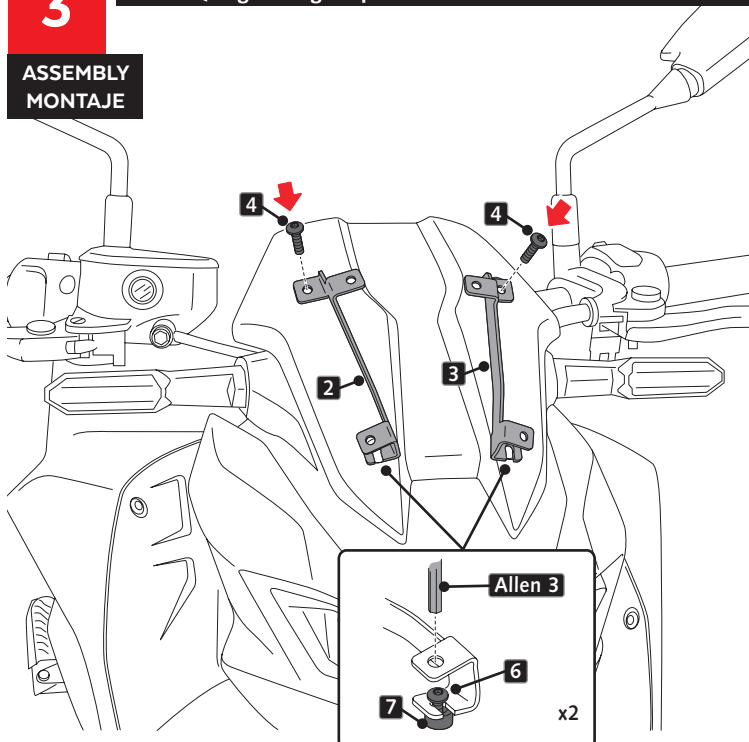
ASSEMBLY
MONTAJE



3

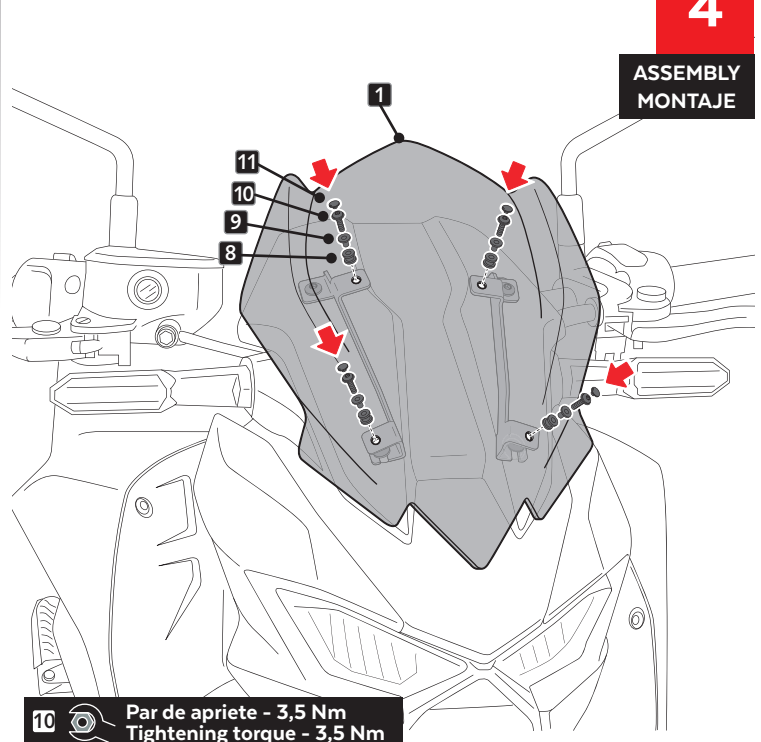
ASSEMBLY
MONTAJE

4/6 Par de apriete - consultar manual del fabricante.
Tightening torque - consult the manufacturer's manual.



4

ASSEMBLY
MONTAJE



10 Par de apriete - 3,5 Nm
Tightening torque - 3,5 Nm