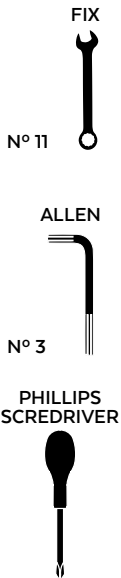


ZONTES 368 D '25-

M O U N T I N G I N S T R U C T I O N S

REF 22841

V-TECH TOURING



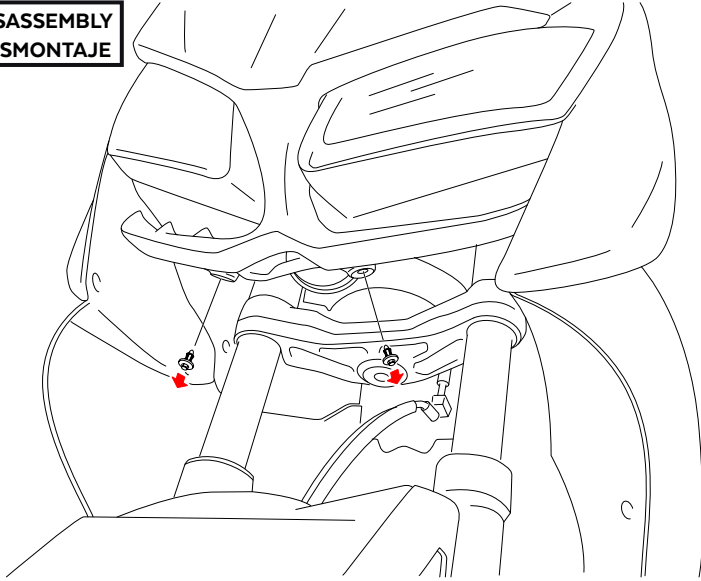
ID.	PIEZA/PART	DESCRIPCIÓN	DESCRIPTION	QTY.	REF.:
1		Cúpula V-tech touring	V-tech touring screen	1	22841W/H/FM3
2		Casquillo con valona M5	M5 Bush with flange	3	CASQUI-----517
3		Arandela M5 DIN 9021 Ø5,3xØ15x1,2	M5 DIN 9021 Ø5,3xØ15x1,2 Washer	2	ARAND-PD5---152
4		Tornillo especial M5x9, Long Hexagonal 14mm	M5x9 special screw Hexagonal length 14mm	2	TORNI-EC----597
5		Silentblock Ø9xØ6x8	Ø9xØ6x8 Silentblock	3	AROPASACABLES-3
6		Casquillo con valona Ø12xØ6,8x7,3	Ø12xØ6,8x7,3 Bush with flange	3	CASQUI-1A---750
7		Tornillo allen M5x16 Ø11 ISO 7380	M5x16 Ø11 ISO 7380 Allen screw	3	TORNI-I7380-493
8		Tapón tornillo M5 ISO 7380	M5 ISO 7380 Screw cap	3	TAPON-----85

ZONTES 368 D '25-

INSTRUCCIONES DE MONTAJE - MOUNTING INSTRUCTIONS - MONTAGEANLEITUNG

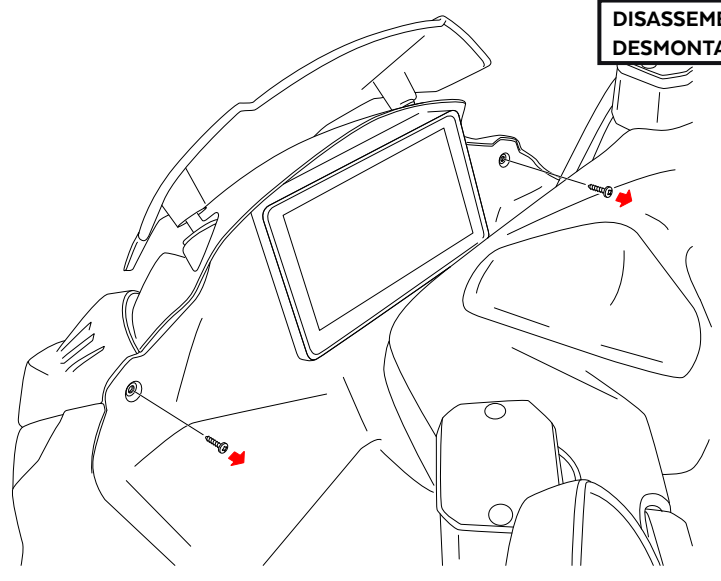
1

DISASSEMBLY
DESMONTAJE



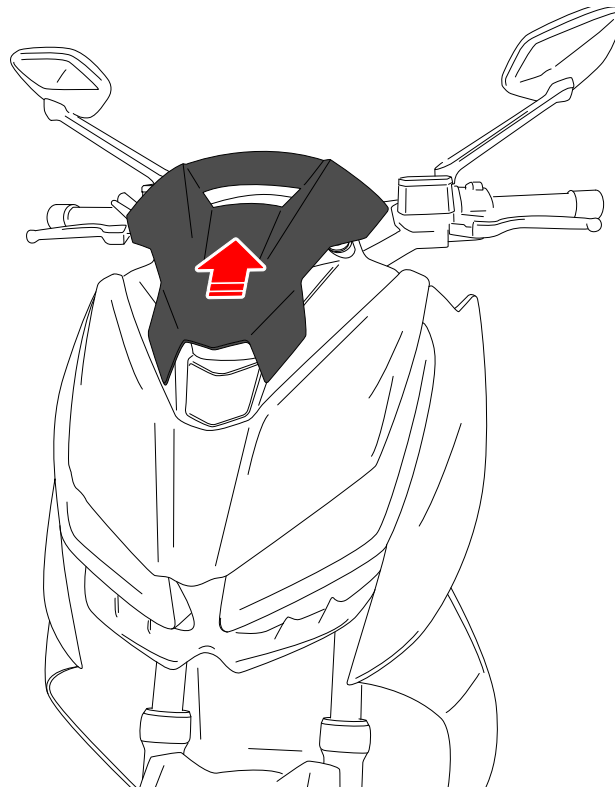
2

DISASSEMBLY
DESMONTAJE



3

DISASSEMBLY
DESMONTAJE

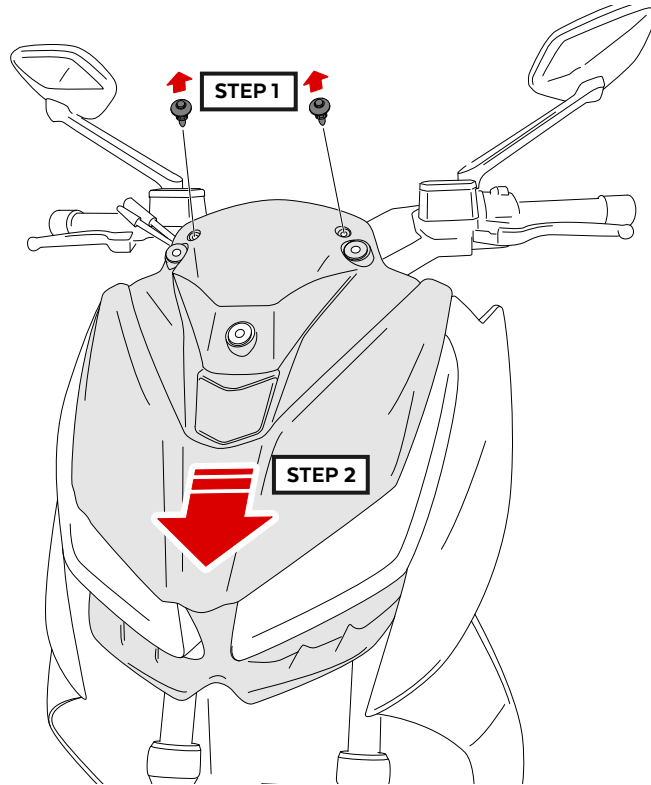


ZONTES 368 D '25-

INSTRUCCIONES DE MONTAJE - MOUNTING INSTRUCTIONS - MONTAGEANLEITUNG

4

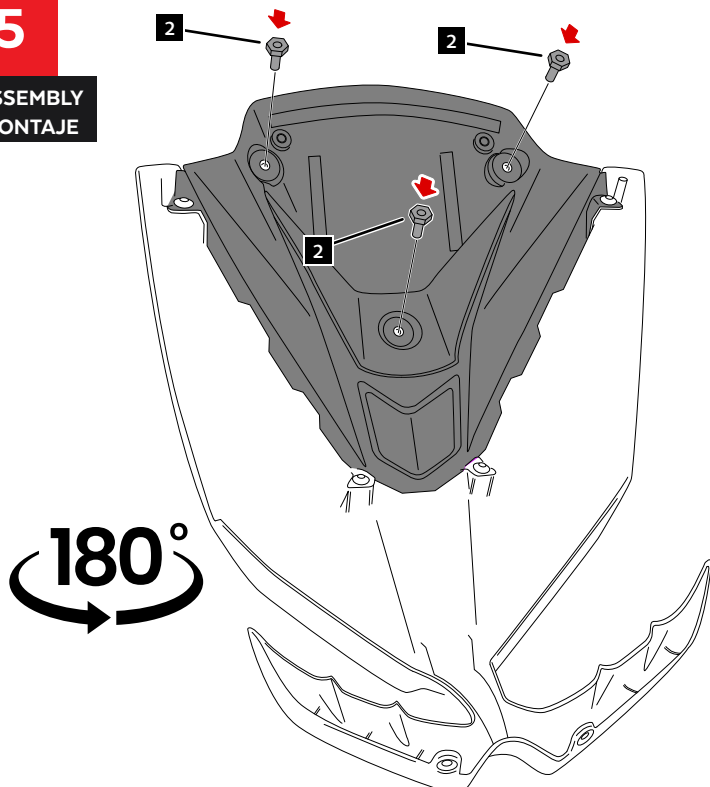
DISASSEMBLY
DESMONTAJE



REMOVE ORIGINAL SEMIFAIRING

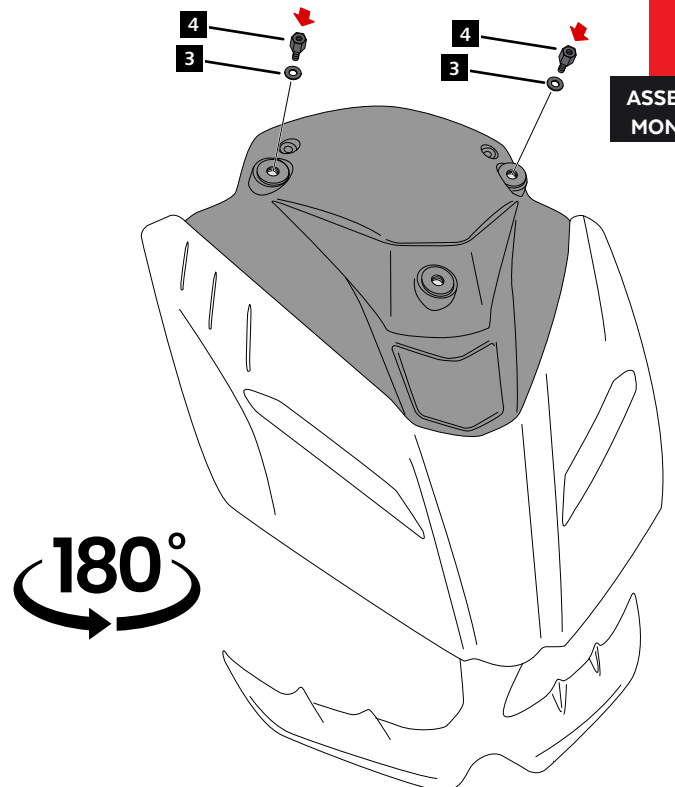
5

ASSEMBLY
MONTAJE



6

ASSEMBLY
MONTAJE

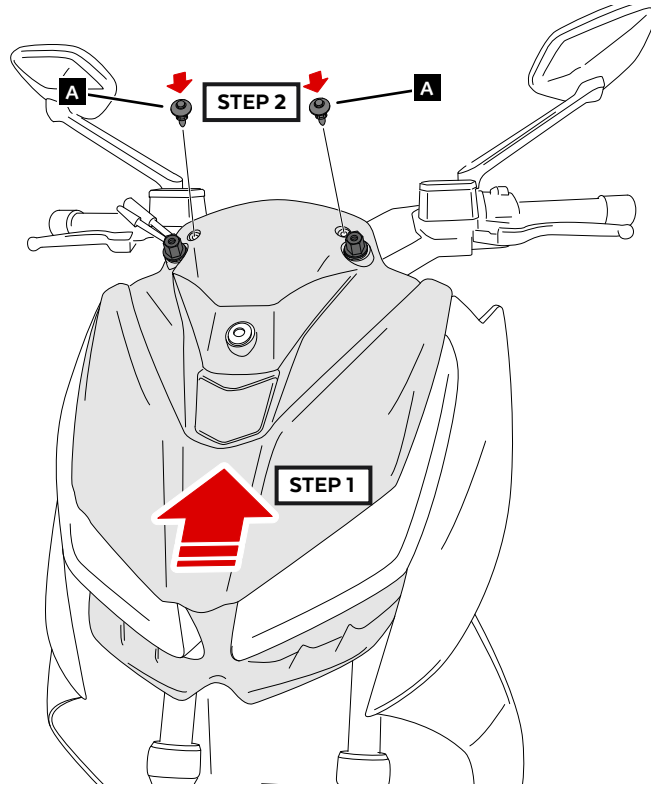


ZONTES 368 D '25-

INSTRUCCIONES DE MONTAJE - MOUNTING INSTRUCTIONS - MONTAGEANLEITUNG

7

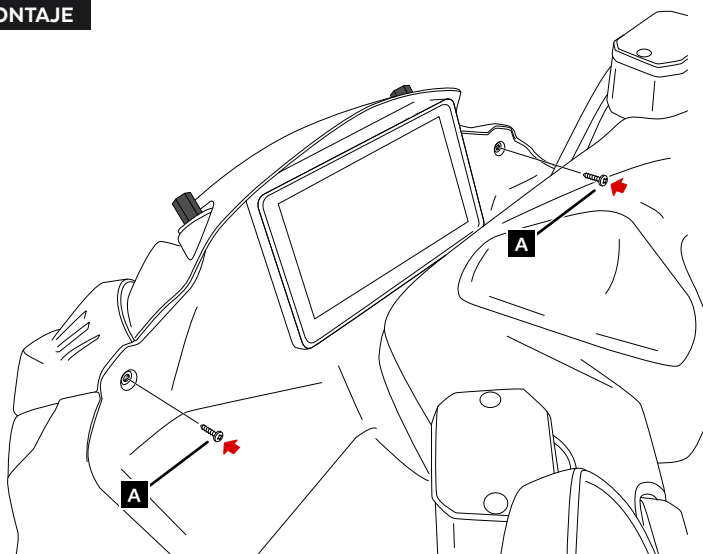
ASSEMBLY
MONTAJE



A Tornillería original
Original screws

8

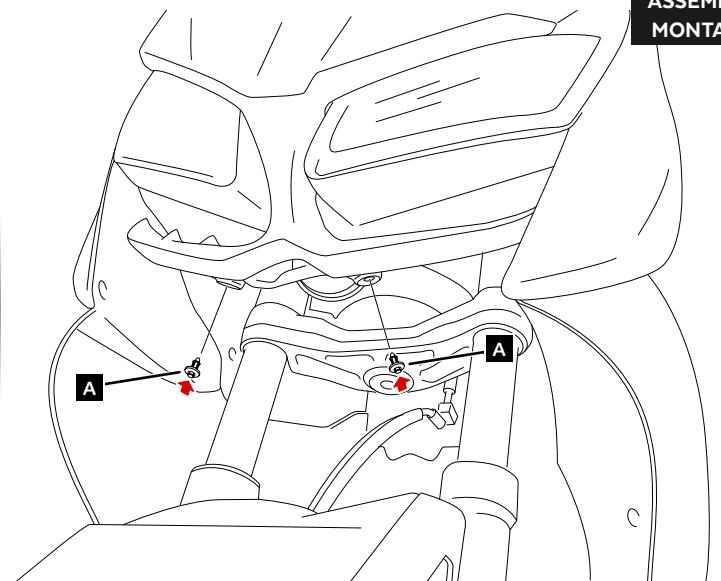
ASSEMBLY
MONTAJE



A Tornillería original
Original screws

9

ASSEMBLY
MONTAJE



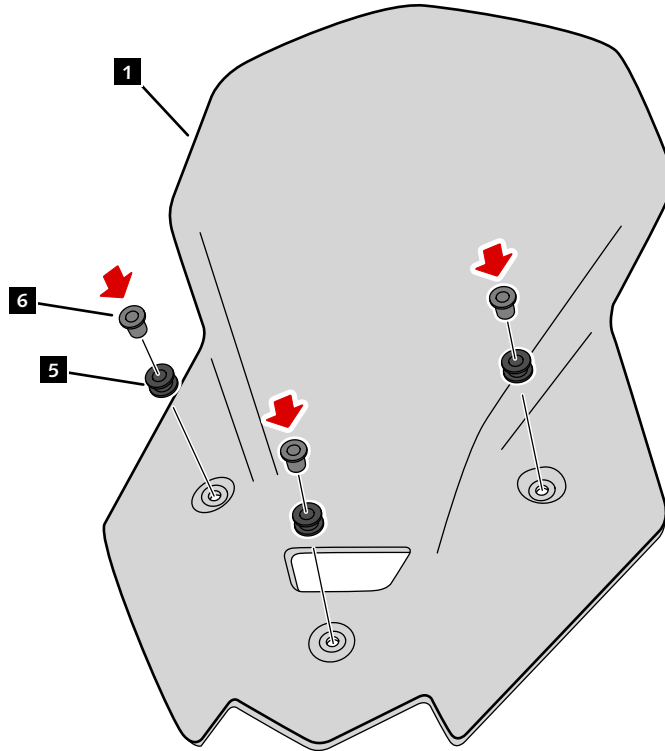
A Tornillería original
Original screws

ZONTES 368 D '25-

INSTRUCCIONES DE MONTAJE - MOUNTING INSTRUCTIONS - MONTAGEANLEITUNG

10

ASSEMBLY
MONTAJE



11

ASSEMBLY
MONTAJE

