

# ZONTES 368 M '25-

## M O U N T I N G I N S T R U C T I O N S

REF 22840

V-TECH TOURING



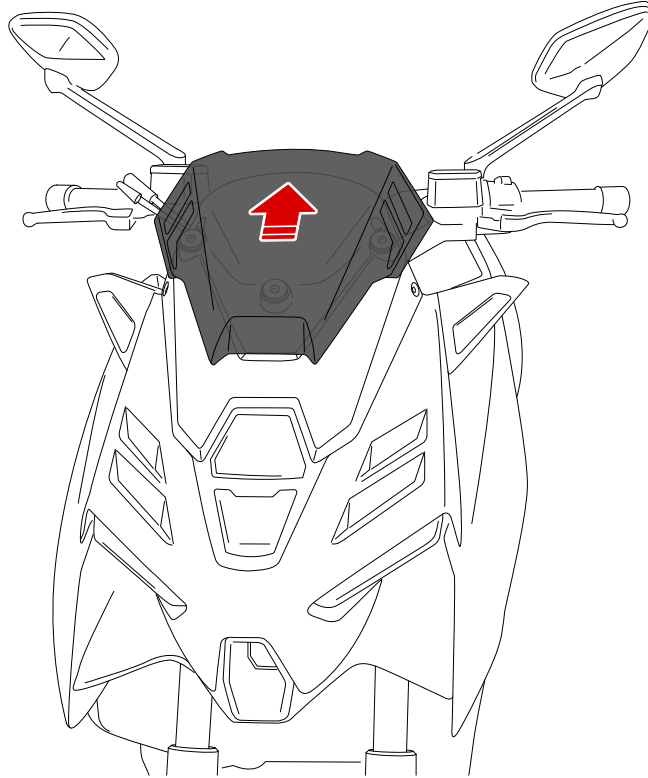
ID.	PIEZA/PART	DESCRIPCIÓN	DESCRIPTION	QTY.	REF.:
1		Cúpula V-Tech	V-Tech screen	1	22840W/H/FM3
2		Casquillo con valona M5	M5 Bush with flange	3	CASQUI-----517
3		Arandela M5 DIN 9021 Ø5,3xØ15x1,2	M5 DIN 9021 Ø5,3xØ15x1,2 Washer	2	ARAND-PD5---152
4		Tornillo especial M5x9 Long Hexagonal 14mm	M5x9 special screw Hexagonal length 14mm	2	TORNI-EC----597
5		Silentblock Ø9xØ6x8mm	Ø9xØ6x8mm Silentblock	3	AROPASACABLES-3
6		Casquillo con valona Ø12xØ6,8x7,3mm	Ø12xØ6,8x7,3mm Bush with flange	3	CASQUI-1A---750
7		Tornillo allen M5x16 Ø11 ISO 7380	M5x16 Ø11 ISO 7380 Allen screw	3	TORNI-I7380-493
8		Tapón tornillo M5 ISO 7380	M5 ISO 7380 Screw cap	3	TAPON-----85

# ZONTES 368 M '25-

INSTRUCCIONES DE MONTAJE - MOUNTING INSTRUCTIONS - MONTAGEANLEITUNG

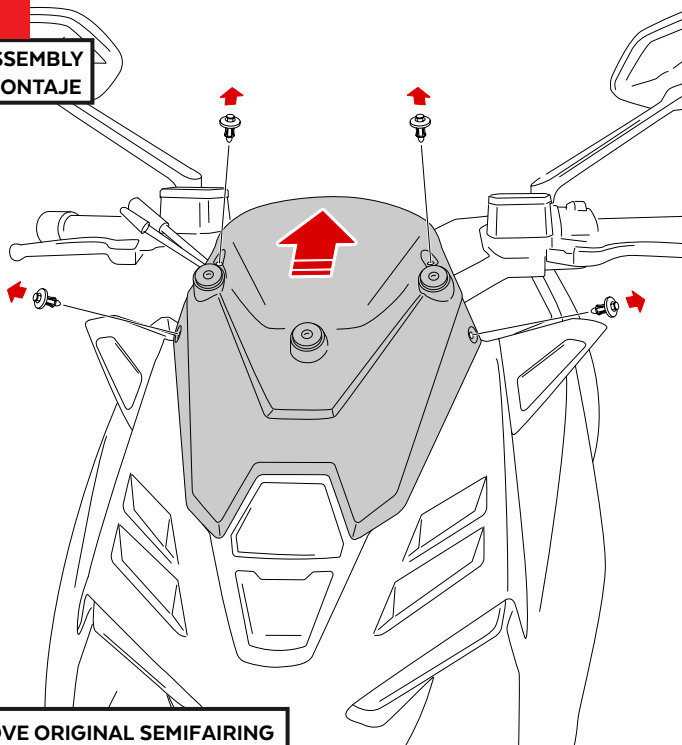
**1**

DISASSEMBLY  
DESMONTAJE



**2**

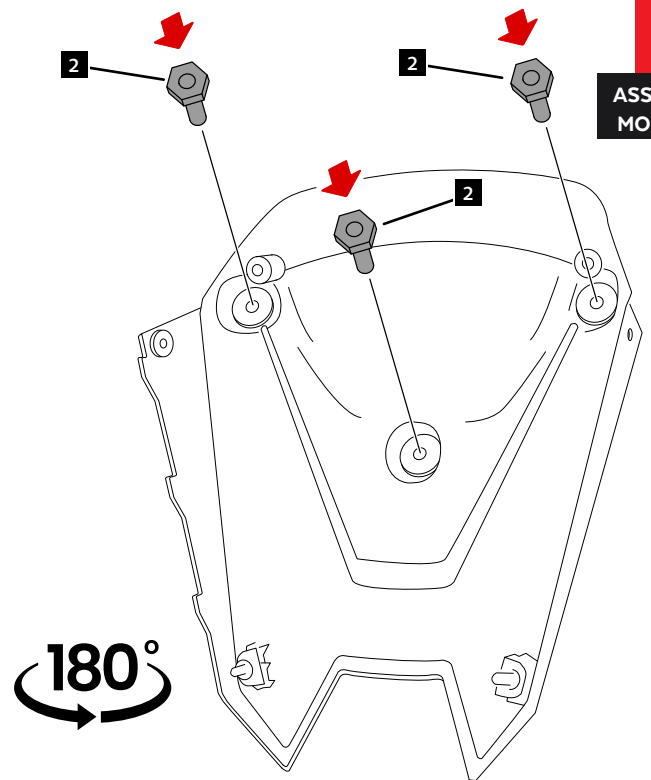
DISASSEMBLY  
DESMONTAJE



REMOVE ORIGINAL SEMIFAIRING

**3**

ASSEMBLY  
MONTAJE

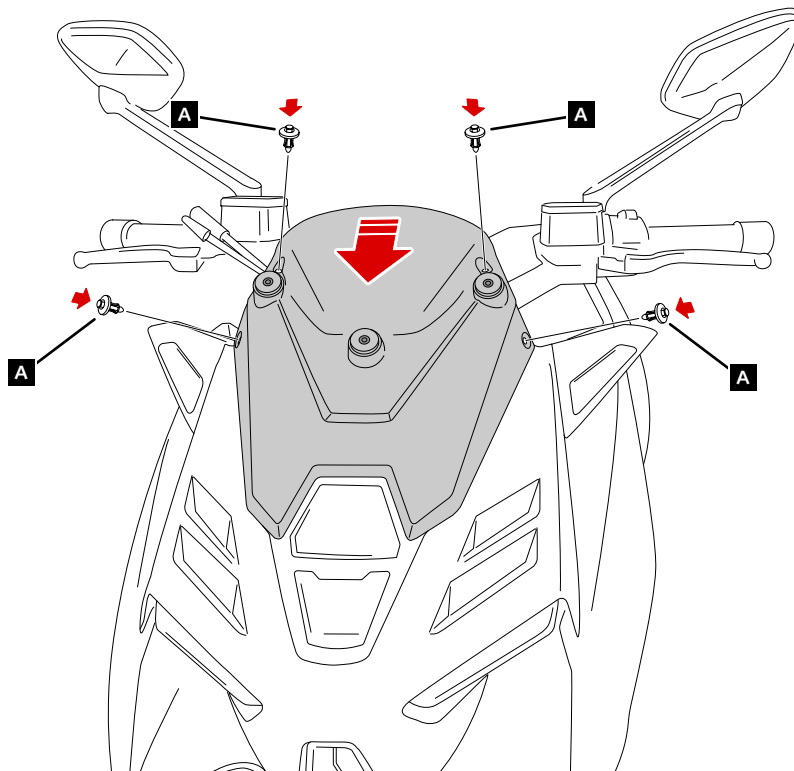


# ZONTES 368 M '25-

INSTRUCCIONES DE MONTAJE - MOUNTING INSTRUCTIONS - MONTAGEANLEITUNG

**4**

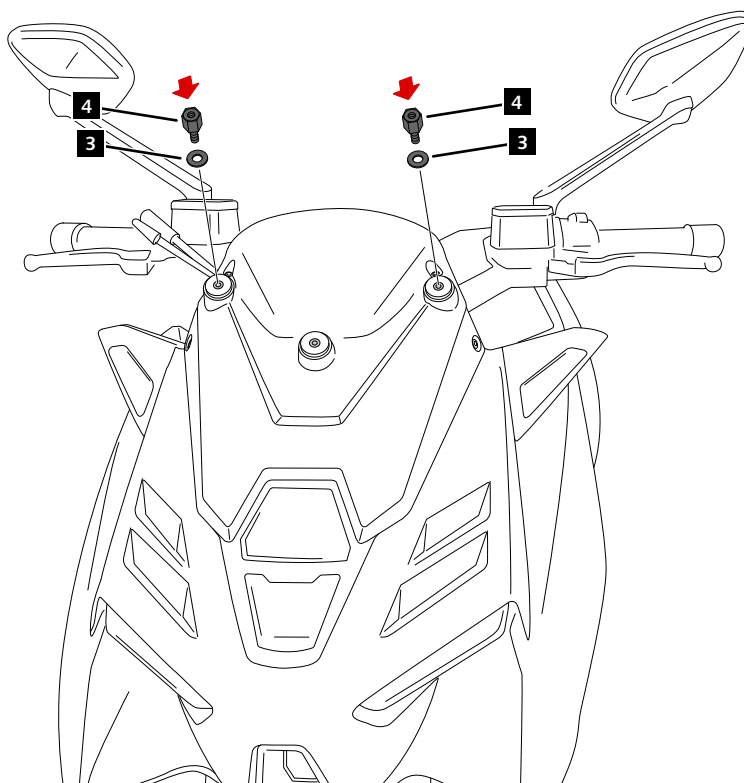
ASSEMBLY  
MONTAJE



**A** Tornillería original  
Original screws

**5**

ASSEMBLY  
MONTAJE

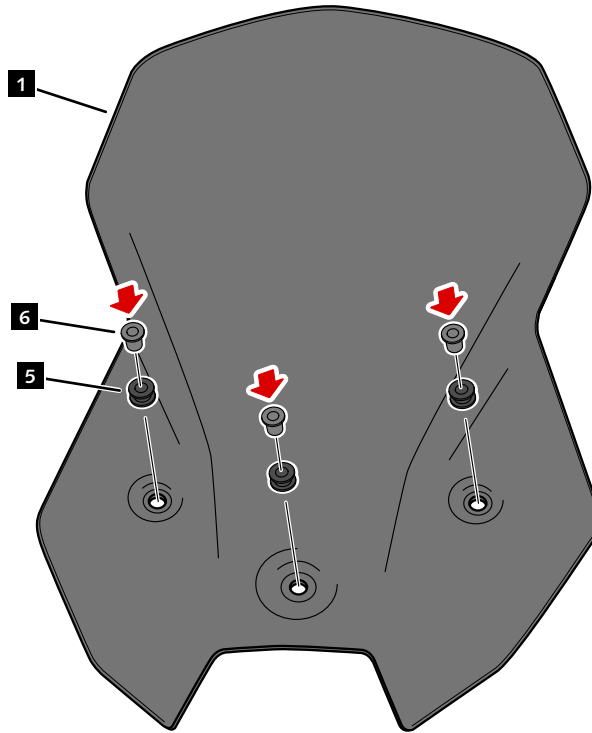


# ZONTES 368 M '25-

INSTRUCCIONES DE MONTAJE - MOUNTING INSTRUCTIONS - MONTAGEANLEITUNG

**6**

ASSEMBLY  
MONTAJE



**7**

ASSEMBLY  
MONTAJE

