

BMW R12GS '25-

M O U N T I N G I N S T R U C T I O N S

REF 22854

WINDSHIELD NG TOURING



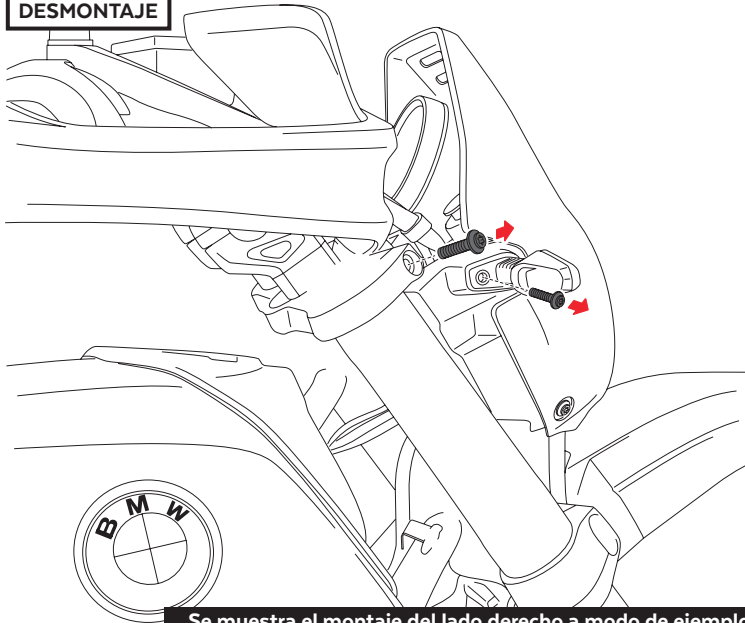
ID	PIEZA/PART	DESCRIPCIÓN	DESCRIPTION	QTY	REF
1		Cúpula Touring	Touring Screen	1	22854H/W/F/N/JM3
2		Soporte izquierdo (L)	Left support (L)	1	SOPOR2P3-L22854
3		Soporte derecho (R)	Right support (R)	1	SOPOR2P3-R22854
4		Varilla aluminio	Aluminum guide	1	SOP6P14V---20507
5		Tornillo Allen M6x10 Ø14 ISO 7380	M6x10 Ø14 ISO 7380 Allen screw	2	TORNI-I7380-402
6		Arandela Grower DIN127 M6	M6 DIN127 washer	1	ARAND-D127--528
7		Arandela especial Ø7xØ16x 6 mm	Ø7xØ16x 6 mm especial washer	1	ARAND-----21334
8		Casquillo Ø8,5xØ13 x20mm	Ø8,5xØ13 x20mm Arrowhead	2	CASQUI-----586
9		Tornillo Allen M8x60 DIN912	M8x60 DIN912 Allen screw	2	TOZN00M80000194
10		Tornillo Allen M6x20 Ø14 ISO 7380	M6x20 Ø14 ISO 7380 Allen screw	2	TORNI-I7380-404
11		Silentblock Ø9xØ6x8 mm	Ø9xØ6x8mm Silentblock	4	AROPASACABLES-3
12		Casquillo con valona Ø12xØ6,8x7,3	Ø12xØ6,8x7,3 Bush with flange	4	CASQUI-1A---750
13		Tornillo Allen M5x16 Ø11 ISO 7380	M5x16 Ø11 ISO 7380 Allen screw	4	TORNI-I7380-493
14		Tapón tornillo M5 ISO 7380	M5 ISO 7380 Screw cap	4	TAPON-----85

BMW R12GS '25-

INSTRUCCIONES DE MONTAJE - MOUNTING INSTRUCTIONS - MONTAGEANLEITUNG

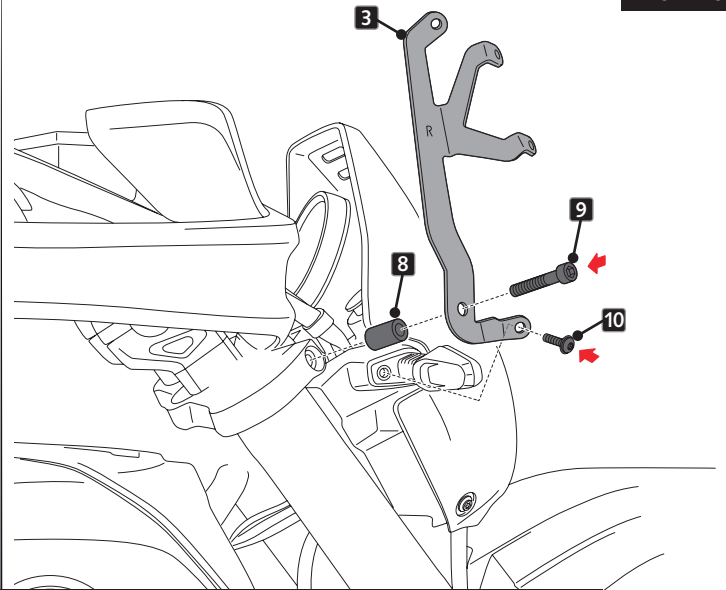
1

**DISASSEMBLY
DESMONTAJE**



2

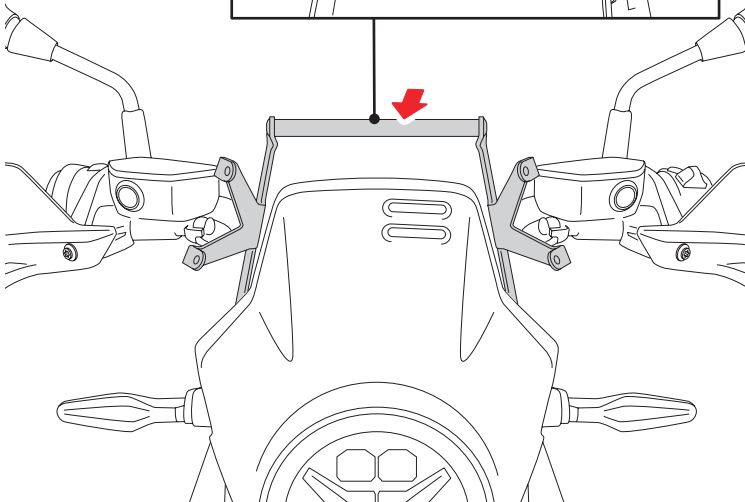
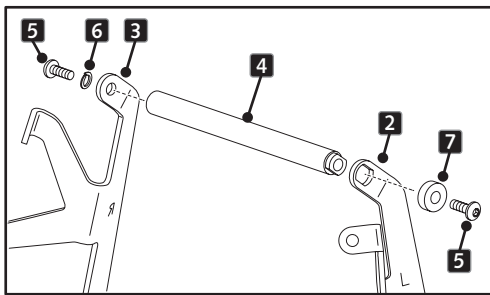
**ASSEMBLY
MONTAJE**



Se muestra el montaje del lado derecho a modo de ejemplo, realizar los mismos pasos para el montaje del lado izquierdo.
The right side assembly is shown as an example, so the same steps can be performed for the left side assembly.

3

**ASSEMBLY
MONTAJE**



4

**ASSEMBLY
MONTAJE**

