

CFD FLOW SIMULATION

**D12 SPOILERS**

REF.22445

AERODYNAMIC TEST

**KAWASAKI Z900**

2025 -

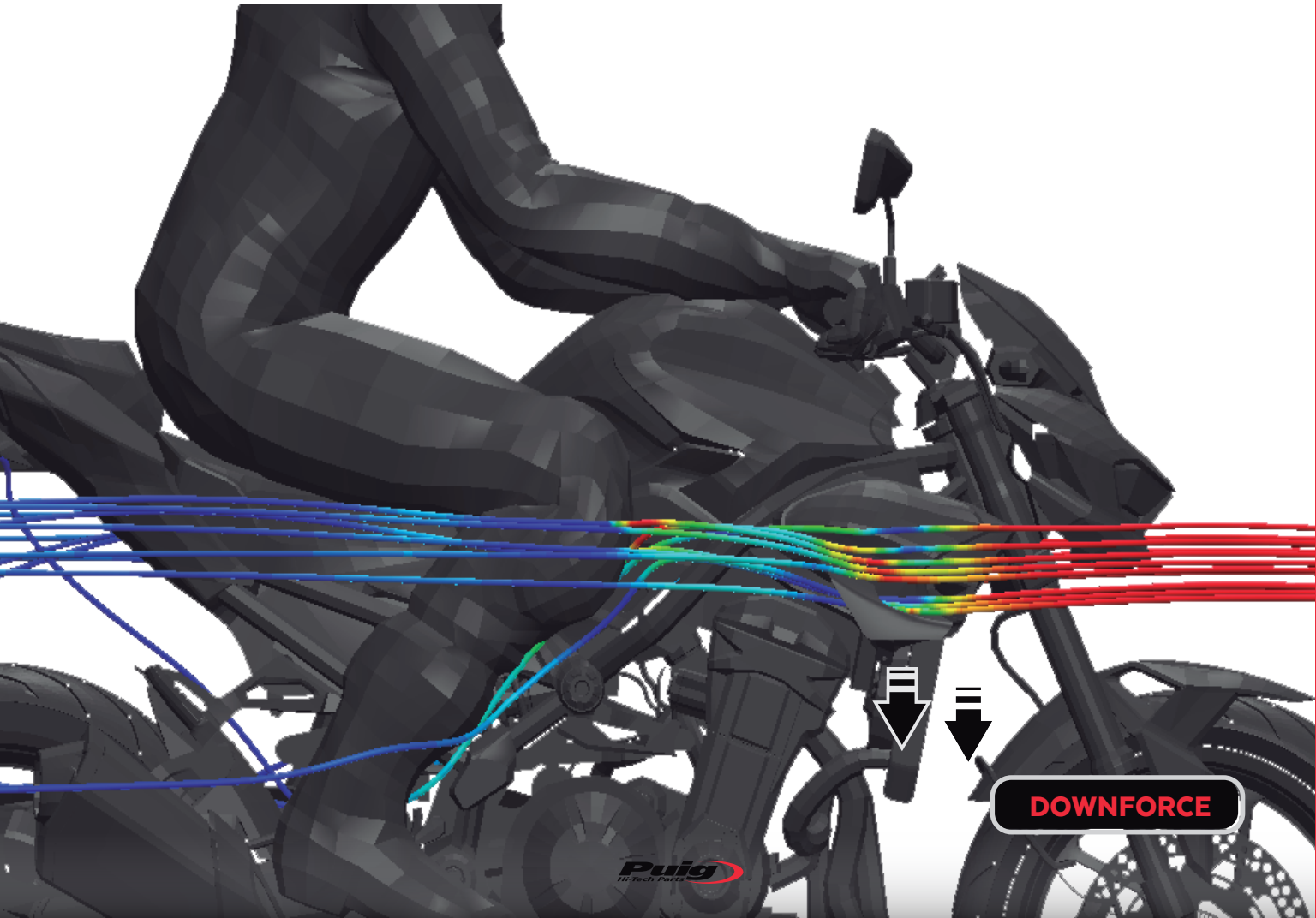


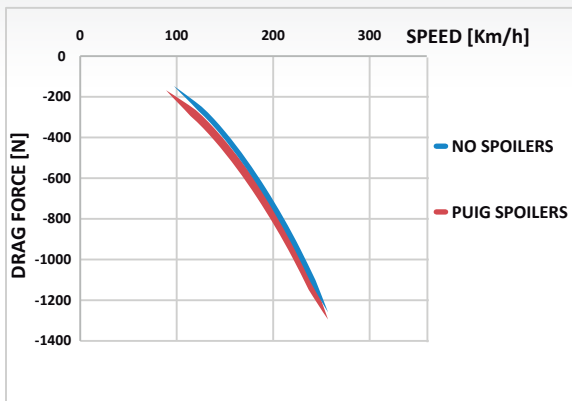
SPOILER'S DOWNFORCE




Downforce-Speed Chart:

On this chart we can see the downforce that the spoilers generate.



**DRAG FORCE****Drag force - Speed Chart:**

On this chart we can see the force that our bike has to overcome to advance depending on the speed we are travelling at. As we can observe this force is practically the same with the *Puig* Downforce Naked Frontal Spoiler. So we will gain downforce without affecting bike speed.



Due to its angles and frontal surface, it creates an overpressure on the top of the spoiler. The turbulence create below, generates a difference of pressure between the upper and lower part of the spoiler. Which ultimately generates the aerodynamic downforce.

**WITHOUT SPOILERS****PUIG SPOILERS**